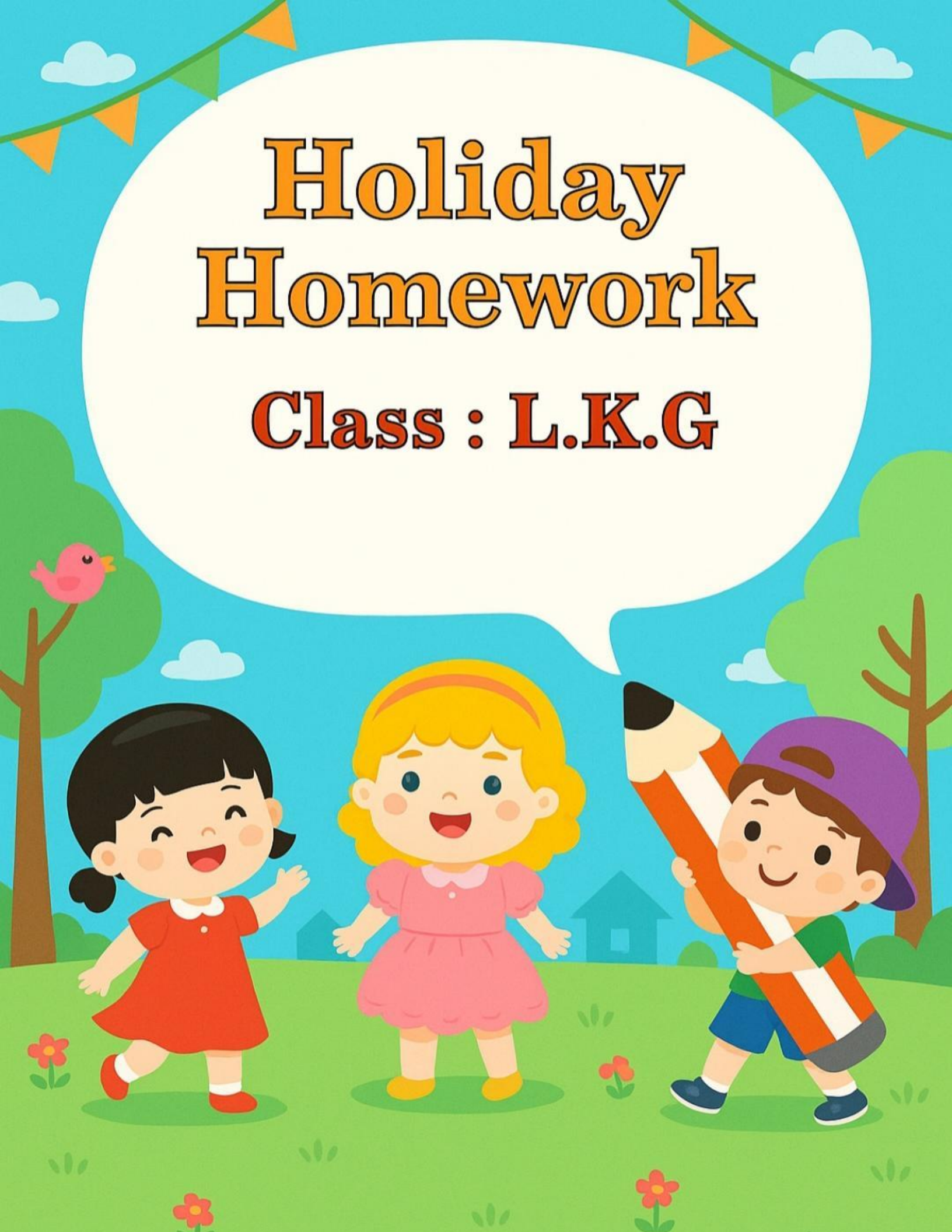


Holiday Homework

Class : L.K.G





Dear Parents,

Greetings from the Children's Academy!

The Academic Session 2025-26 has begun in full swing and students have settled in their classes. Now is the time for Summer Break. In order to keep our students well engaged, we are sending the Summer Holiday Homework.

General Instructions:

Make sure to get all the work done by the child himself/herself. As a Parent you can guide your child but don't involve yourself in doing the work.


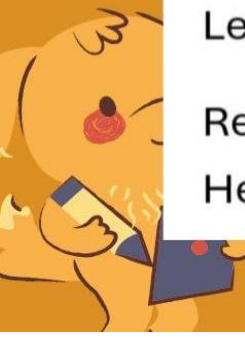
Summer Vacations are the most awaited holidays by the students. It is also a time to enjoy those little pleasures of life that get overlooked during the busy school routine. They get a positive bounce back when they rejoin school after this much-needed break. There are a few things that students can keep in mind to utilize this break fruitfully:

- Go for educational trips and excursions.
- Spend quality time with family and friends.
- Pursue your hobbies and interest.
- Sharpen your skills and develop new ones.

Follow a fitness regime to stay agile both mentally and physically.

Learn and explore new things.

Relax your body and mind because, "A Healthy Mind Lives in a Healthy Body."



HOW INDEPENDENT CAN I BECOME?

- Buttoning or Unbuttoning the shirt.
- Laying the table & wearing Apron.
- Arranging toys & books.
- Packing & unpacking the bag.
- Wearing socks & shoes and tying shoe laces.

CONVERSATION

GENERAL COURTESIES: “GOOD MORNING, GOOD AFTERNOON & GOOD NIGHT”

SELF INTRODUCTION: Practice the lines of Self Introduction given in syllabus.

LEARN MAGIC WORDS: Thank You, Sorry, Please, Welcome & Excuse Me.

ORATORY SKILLS

ENGLISH: Learn new words starting from letters a to e to hone your vocabulary.

ENGLISH RHYME: Learn the Rhymes from Rhyme Book.

HINDI: Do reading from क से ज्ञ from जादू का पिटारा Book.

HINDI RHYME: Learn the Rhymes from जादू का

पिटारा हिन्दी गीतमाला Book.

MATHS: Revise Oral Counting from 1 to 100 Revise Shapes – Circle, Triangle & Square revise all the concepts.

WRITTEN SKILLS

ENGLISH: The Learning Horizon Handwriting Practice Book
Do page no. 22 to 35 in neat n clean Handwriting.

HINDI: जादू का पिटारा हिन्दी Book : Do the page no. 30 to 39 in
neat Handwriting and also do the exercises.

MATHS: Spiral Maths: Do page no. from 67 to 88 and 105 to
126 in nest Handwriting.

SUBJECT ENRICHMENT ACTIVITY

Complete the attached worksheets of Hindi, Maths, and
G.K. subjects

Have a delightful and productive Summer Break!

★ All About ME! ★

MY NAME IS...

My favorite color is...



I am

years old.

THAT'S ME!



My birthday is

_____.



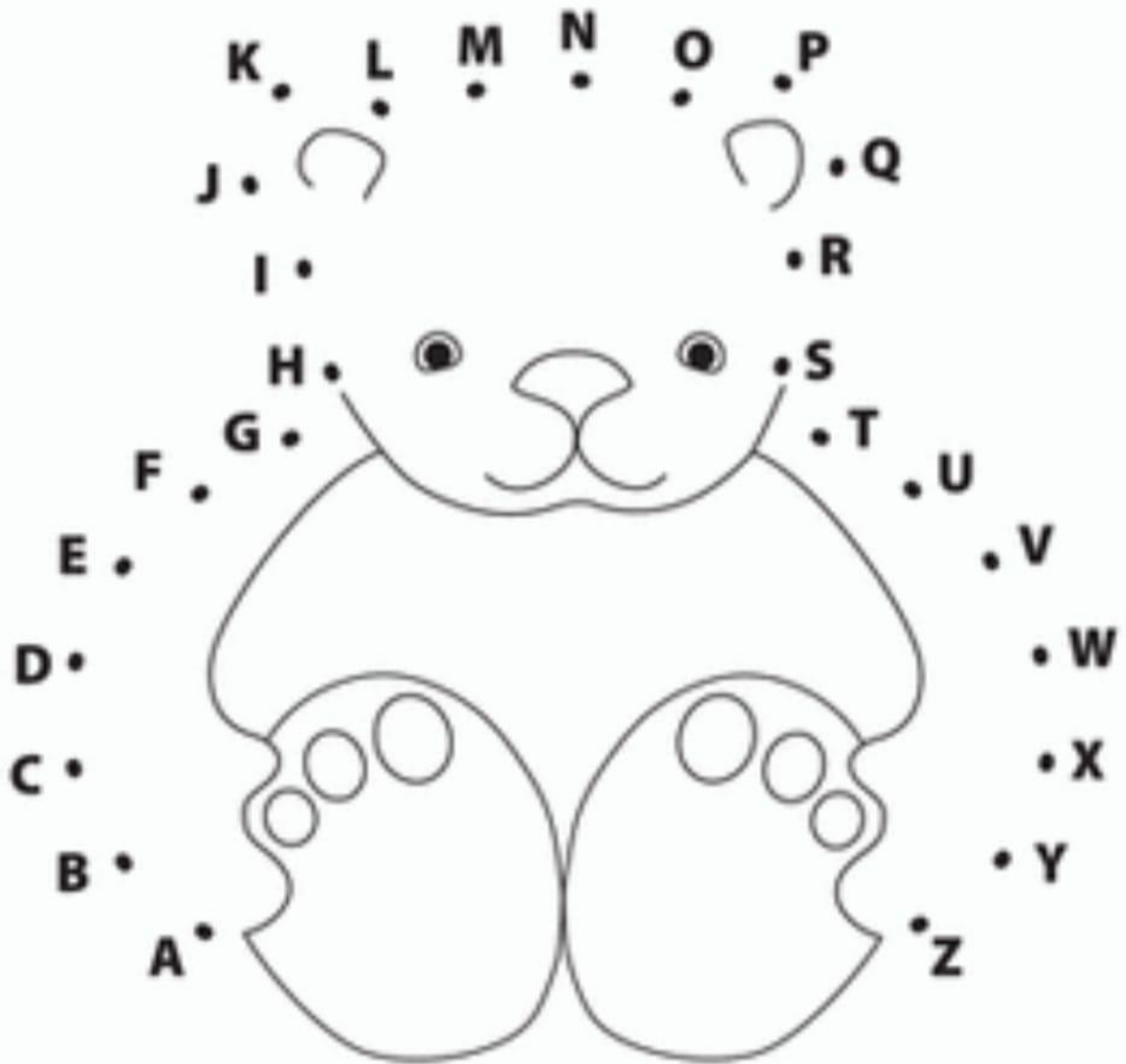
I like to go to

_____.



Dot - To - Dot

Connect the dots from A to Z to complete the picture and colour it:-



Circle the matching letter

Name: _____

Date: _____

C

b

c

a

E

a

d

e

A

a

b

c

D

c

a

d

B

e

b


a

Missing Letters


Fill in the missing letters in each word. As a clue, it will be one of the letter at the bottom of the page:



—pple



—gg




—all



—ish




—at



—ate



—og



—at

a b c d

e f g h

Colour the same pictures and Cross the different :



EMPTY & FULL

Tick (✓) the object which is filled


☐☐☐☐☐☐☐☐

THICK & THIN


Tick (✓) the object which is Thick

☐☐☐☐☐☐☐☐


Put the dots in the lady bugs according to the given numerals.
(Do according to the given example)




4




6




3




5




1





2



2



7

Good habits  V/s bad habits. 
Colour the like with blue and dislike with red.



Sharing



Fighting



Helping elders



**Throwing garbage
on road**











Washing hands



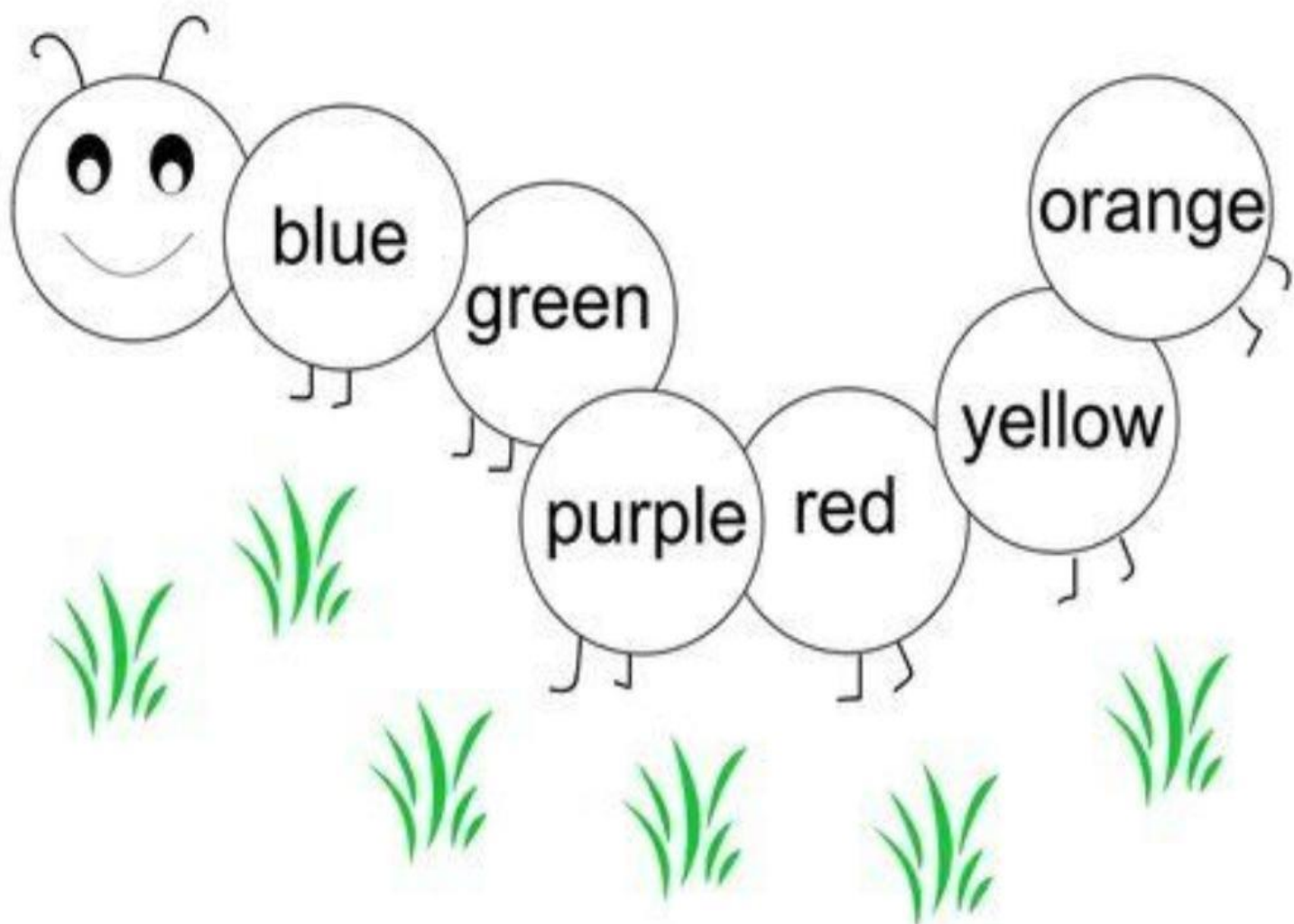
अक्षर पहचानकर चित्र से मिलान कीजिए और चित्रों में रेग भरिए।



खाली जगह भरिए:

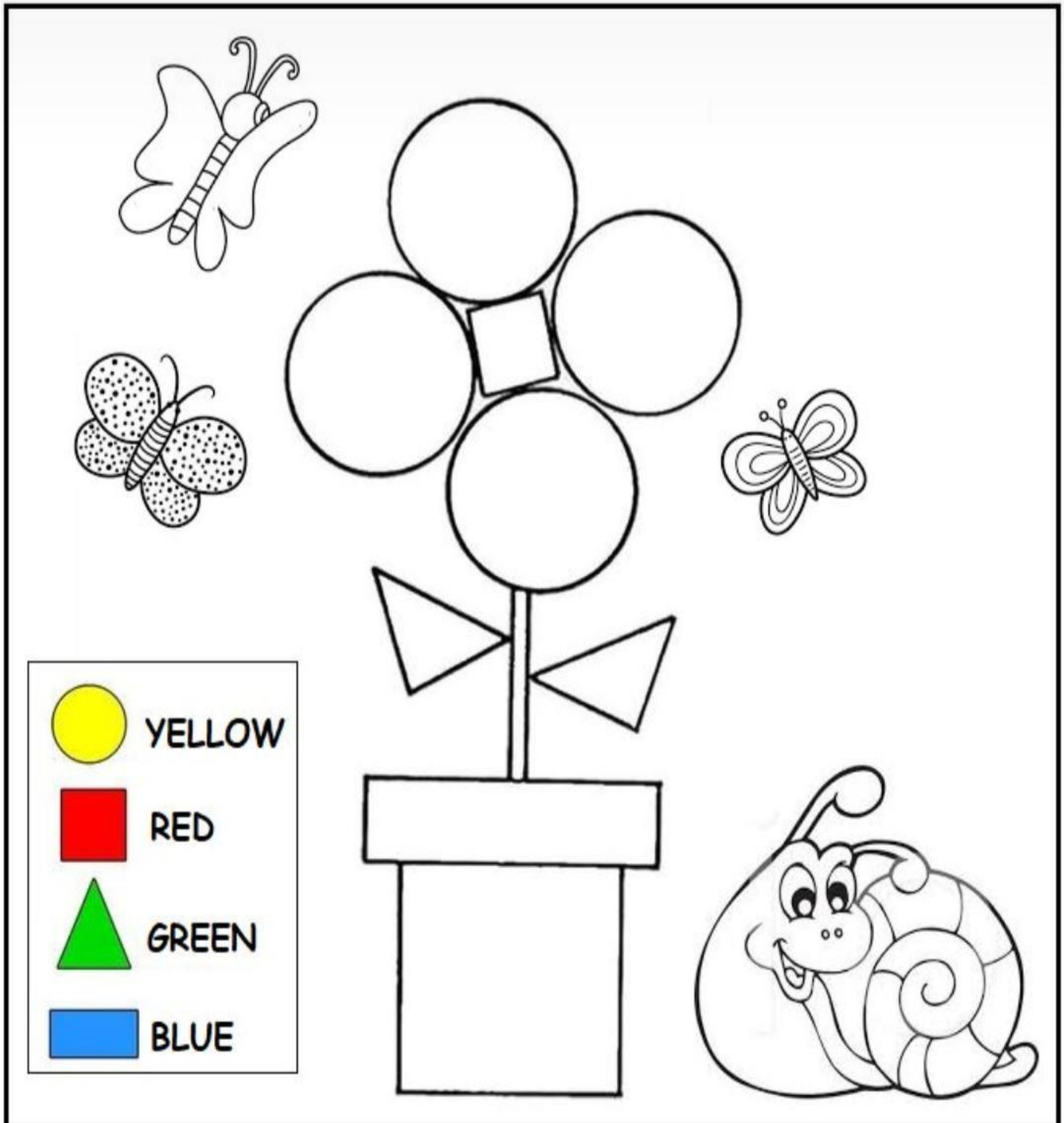


Colour the picture to complete the caterpillar:



COLOUR BY SHAPES

Colour the shapes according to the given colours:



CRAFT ACTIVITY : Make a family photo frame by using Twing.

(This image is a reference image)



CRAFT ACTIVITY : Make a Jelly fish by using paper, thread etc.

(This image is a reference image)

